



Curriculum Newsletter

GOLDSBOROUGH SICKLINGHALL Federation

Cherry Blossom - Year 1 & 2 February-April 2024



The Christian / Human Values we are exploring this half term are: Endurance and Hope

Ethos question: What difficulties have people had to endure around the world? What changes did they hope for?

English

Our English planning is based around our topic 'Farming'. We have selected key texts to teach a variety of genres this half term.


We will start with the story **Sonja's Chickens** and will focus on **instruction writing** skills. We will practise using features found in instructions such as bossy imperative verbs, the use of headings, and adverbials to describe the time and manner something is done. After this we will read '**Farmer Duck**'. The children will write **narratives** based on the story and the characters. They will think about their choice of vocabulary and write noun phrases and adjectives to describe. The children will practise their use of different punctuation, and year 2 will learn how to use a comma between two adjectives. Later we will read the information book **Before we eat: from farm to table**. The children will write their own **information text** and write a coherent sequence of sentences using all the skills they have covered so far. Year 2 will use subordination in their sentences and a range of sentence types. We will also read a selection of stories based on the season of Spring in partnership with our Geography topic and our learning about seasons. We will read **What the Lady Bird Heard** and **Driving My Tractor**. The children will play the part of an animal and write in role to create the Ladybird's **diary**.

This half term, we are still focusing on the correct spelling of **tricky words** and will be looking for super spelling!

Reading will be an integral curriculum area as we focus on refining and improving our reading skills. In year 1 we will focus on **decoding, prosody and comprehension**. In year 2 we will focus on increasing our **fluency; retrieving information** quickly and efficiently to answer questions, as well as **summarising and sequencing**.

Year 1 Spring 2

	Phase 5 graphemes	New tricky words
Week 1	/ur/ or word /oo/ u out awful would /air/ are share /or/ au our oor al author dinosaur floor walk	once laugh
Week 2	/ch/ tch match /ch/ ture adventure /ar/ al half* /ar/ a father*	because eye
Week 3	/or/ a water Schwa in longer words: different /ol/ a want /air/ ear ere bear there	
Week 4	/ur/ ear learn /r/ wr wrist /s/ st sc whistle science Schwa at the end of words: actor	
Week 5	/cl/ ch school /sh/ ch chef /z/ /s/ ce se ze freeze	



Maths

This half term we will be focusing on addition and subtraction, multiplication and division before moving onto measurements.

Year 1:

Children will be finishing learning about addition and subtraction within 20, where we will be using our doubles, near doubles and number bond knowledge to help. Before moving onto place value where they will be counting from 20 – 50, counting by making groups of 10s, using number lines to estimate, working out one more or one less and partitioning into tens and ones units.

Year 1 will finish the term with lengths and heights. Children will be measuring lengths using objects before moving onto using centimetres. Children will then progress onto mass and volume. Measuring and comparing mass and measuring and comparing capacity.

Year 2:

Year 2 will continue to focus on multiplication and division by making equal groups, recognising and adding equal groups. Developing repeated addition, multiplication sentences and using arrays. Measurement including Length and height will be the next unit for Year 2. Children will be exposed to measuring in both centimetres and metres. Comparing and ordering lengths and heights before completing four operations with length and height.

KIRF Target – Spring Term.

Year 1

- Patterns – creating and completing given patterns.
- Halving – to understand the basic concept Recognise half and quarter of an object, shape or quantity.
- Add and subtract 10 from a given number.

Year 2

- Naming 2D shapes.
- Sorting Halve simple numbers via partitioning.
- Near doubles.
- Number bonds to 100 in multiples of 10. Doubling numbers in the middle (6+8 = 7+7)
- Bridging (two numbers that are close together, you count up from the lowest).

Continuing to revisit these is a great way of ensuring mathematical fluency. Please see the terms KIRF target letter for a complete list of revision targets and if you would like any support or ideas on how to further support embedding these targets please just ask.

How can I help?

Use the phonic keyring to recap all sounds learned so far in our phonic lessons.
 Read eBook/paper book at least 3x weekly and record notes in planner.
 Practise tricky words regularly. Practise common exception words and practise writing the words and sentences from the phonics homework sheet.
 Practise spelling tricky words on the keyring.

How can I help?

Regular use of White Rose one minute maths and Numbots will support children's rapid recall of key facts. Short, regular practise of the KIRFS, in relation to a day-to-day activity will also support rapid recall.
 Useful Websites: www.topmarks.co.uk
www.mathsplayground.com

Curriculum: Key Skills, Knowledge and Enrichment

Topic- Geography

Our focus is: FARMING



Skills / Knowledge to be developed:

In year 1, the children will be able to explain some of the different types of farms, namely arable, livestock and dairy. They will identify some of the key features of a farm, using the correct language – pig sty, hen house, crops, pasture and explain their function. We will describe where places are in relation to each other and explain the meaning of several keys and symbols on a map of a farm. Lastly they will explain what happens on a farm during the 4 different seasons.

In year 2, the children will explain in detail what happens on each type of farm and consider why farms are so important. They will know the difference between a rural and urban location and can explain it. Lastly they will be able to explain in more detail the affect the seasons have on the animal and crop activities.

The children will have the opportunity to visit a farm and use compasses, feed and brush the animals and ask questions from the farmers.

Greater Depth Challenges:

Children will use aerial photographs to identify a range of physical and human features. They will use a variety of maps to locate landmarks and places independently.

- We will identify the seasons plus the associated weather patterns in the UK
- The children will talk with some confidence about and name the four countries and capitals of the United Kingdom including characteristics of the surrounding areas- in relation to our farming topic.

Applied through: Geography lessons, discussions

How can I help?

Look on maps online and find your house. Look at the farms around where you live. Are they arable, livestock or dairy farms? Talk about the food you eat and where it comes from.

Science -

Our focus is: Living Things and Habitats



Skills / Knowledge to be developed:

Children will explore and compare the differences between things that are living, dead and things that have never been alive. They will be able to define what a 'habitat' is. Identify that most living things live in habitats to which they are suited. Children will be able to describe how different habitats provide for the basic needs of different kinds of animals and plants, and how they depend on each other. We will look at identifying and naming a variety of plants and animals in their habitats including microhabitats.

Lastly, children will be able to describe how animals obtain their food from plants and other animals, using the idea of a simple food chain, and identify and name different sources of food.

Greater Depth Challenges:

Children will create an ideal environment for a woodlouse and prove that this is a successful habitat.

Applied through:

Science lessons, discussion, understanding and explaining the concepts in detail. Exit card quizzes and tasks

How can I help?

<https://www.bbc.co.uk/bitesize/topics/zx882hv>
Talk about the different animal habitats.
<https://www.youtube.com/watch?v=2fmtIToiGjI>
Watch this clip and discuss with your child.

Ask your child to choose an animal and investigate the habitat it lives in together.

P. E

Our focus is: DANCE



Skills / knowledge to be developed:

This half term in PE EYFS & KS1 are focusing on dance and movement.

This will culminate in a dance performance at the dance festival to be held at Ashville. The children will perform their learned routine in front of many other schools and will have the opportunity to watch the other classes too!







How exciting!

Applied through: Weekly PE lessons with Mr Colley (Sporting influence)

How can I help?

Please ensure that children have PE kit (including trainers) for the whole week as other indoor and outdoor sessions might take place at alternative times. They may need additional clothes as well as a spare coat or socks on Thursday with Mr Colley.

Curriculum: Key Skills, Knowledge and Enrichment

DT	Music	PSHE / Wellbeing	R.E.
<p>We are focusing on</p>  <p>Skills / knowledge to be developed: The children will design and create a card with a slider for Easter to give to their parents.</p> <p>The children will investigate how to use slider mechanisms to make a character or object move. They will investigate how to use a guide bridge to improve the strength of the mechanism. They will also create a lever using a pivot.</p> <p>Once the children have learnt the technical skills, they will identify the user and product intention, design their picture and add their moving part.</p> <p>They will practise their cutting, joining and improve their accuracy when working independently.</p> <p>Lastly, they will put their moving picture on the front of their card and evaluate how successful the moving picture is. I'm sure you can't wait to see it!</p> <p>Applied through: DT lessons.</p>	<p>Our focus is: ROUND AND ROUND</p>  <p>Skills / knowledge to be developed: Round And Round is a Bossa Nova Latin style.</p> <p>The children will be taught through an integrated approach to music where games, the dimensions of music (pulse, rhythm, pitch etc), singing and playing instruments are all linked.</p> <p>Applied through: Singing, Musical games, performing songs</p>	<p>Our focus is: Money and Work</p>  <p>Skills / knowledge to be developed:</p> <p>This unit includes children being able to know and talk about different factors that support their overall health and wellbeing: sensible amounts of 'screen time' and showing interest in different occupations.</p>     <p>Applied through: PHSE lessons, circle time</p> <p>Wellbeing:</p>	<p>Our focus is: How and why do we celebrate special and sacred times? Easter</p>  <p>Skills / knowledge to be developed: The children will identify some ways Christians celebrate Easter and some ways a festival is celebrated in another religion. They will re-tell stories connected with Easter and say why these are important to believers. Children will ask questions and suggest answers about stories to do with Christian festivals and a story from a festival in another religion.</p> <p>We will collect examples of what people do, give, sing, remember or think about at the religious celebrations studied, and say why they matter to believers. They will explore stories of Jesus in Holy Week such as riding into Jerusalem on a donkey, turning over tables in the temple, washing his friends' feet, being arrested, being deserted, crucifixion and his resurrection on Sunday morning. Then they will explore how these are shown in the ways Christians celebrate Easter today e.g. Palm Sunday processions; washing feet; sorrow of Good Friday; darkness on Saturday services and the light and joy of Easter day etc.</p> <p>Applied through: Lessons, discussion and debate Play, artefacts, photographs and storytelling to explore questions.</p>
<p>How can I help? Look for items around the house that have a rotating wheel mechanism. How many can you find? Could you make a vehicle with an axle at home to support your child's design skills?</p>	<p>How can I help? Listen to other examples of Latin songs. Does your child like this style of music?</p> 	<p>How can I help? Talk with your child about their emotions and explore mindful moments using Relax Kids activities or Cosmic Yoga. https://www.relaxkids.com/</p> <p>Share how the real world works with money. Show the children coins, notes, how we can pay electronically.</p>	<p>How can I help? Talk about how you might celebrate special times at home. Do you have any Easter traditions?</p>

Curriculum: Key Skills, Knowledge and Enrichment

Computing

Our focus is: Video creation and masking storytime.

Skills / knowledge to be developed:

The children will be using software apps such as Chatterpix to create a video diary about their day at the farm. This will bring the topic to life. Using a selection of photographs from the farm, children will be able to create a video creation and present their report against a green screen. By giving a report this will enhance the children's speaking and listening oracy skills, giving them a chance to explore being a news reporter. Upon completing children will be given the opportunity to evaluate and reflect on their final outcome.



Children will be given the opportunity across the curriculum to consolidate skills learnt from the previous term in relation to Venn Diagrams.



Applied through: Computing/Seesaw use.

How can I help?

To remind your child of the importance of being safe online and checking your parental filters.



The use of social media has an age restriction of 13.

Make sure that your child is not accessing your device under your account (which has adult filters).

Homework

Ongoing Homework

Reading

Please read with your child at least 3x weekly (logged by grownups and noted in their Home School Diary). They have a paper book and a different ebook for the week. Ebooks are updated on a Friday. [Collins Ebooks \(collinsopenpage.com\)](http://collinsopenpage.com)

Maths

Use **White Rose 1 minute maths**: <https://whiteroseeducation.com/digital-tools>

Check out these 7 top reasons for using 1-minute maths!

1. Excellent practice – and no distractions.
2. A clear, intuitive process that children pick up straight away.
3. No login or internet access needed. Just download and play.
4. Enjoyable and motivating... How many can they get correct in one minute?
5. Helpful hints match those used in class.
6. Brilliant for building number fluency and confidence.
7. It's **FREE!**



1-Minute Maths (4+)
White Rose Education Services Limited
Designed for iPad
★★★★★ 5.0 + 2 Ratings
Free

Use Numbots weekly to practise rapid recall skills.

<https://play.numbots.com/#/intro>

See Maths KIRFS that we are focusing on for this half term: In your child's homework book.

Please encourage your children to discuss their homework at home in order that they develop the skills of explanation and reasoning.

Any Other Information / Dates for the Diary

We encourage you to follow our school X account (formerly Twitter) @GS_Federation.

We regularly post updates and photographs of what your children are learning in class alongside other important school information, reminders and updates.

Please keep checking Seesaw for classroom updates and news.

Dates for the diary:

28th February – Big Cows Little Sheep Visit (8:20am)

4th March – Maths Day

7th March – World Book Day

12th March – Dance Festival

13th March – Easter service (2:15pm)

22nd March – Break up

Thank you, as always, for your continuous help and support. If you have any queries, please do not hesitate to contact us, or make an appointment at the office to arrange a meeting or to request a phone call.